

**PRODUCT DESCRIPTION**

Roterra water tanks are used for the purpose of collecting rainwater for domestic use.

They are made of polyethylene and offers 100 % waterproofing.

Roterra tank has a telescopic extension  $\Phi$  600 x 300 mm, which allows simple adjustment to terrain height. On the top of the water tank, a polyethylene cover, suitable for loads up to 200 kg, is installed.

A different diameter of inlet and outlet pipes can be arranged on the reservoir.

The shape and dimensions of the Roterra tanks, make it easy to manipulate on the construction site.

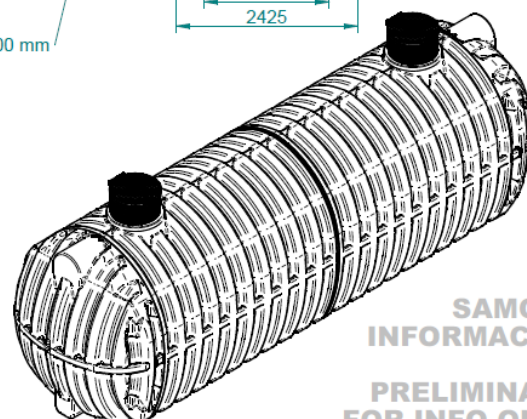
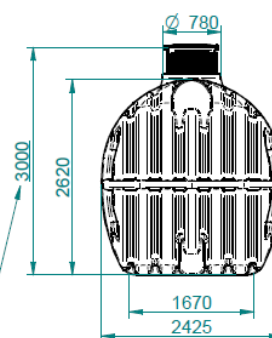
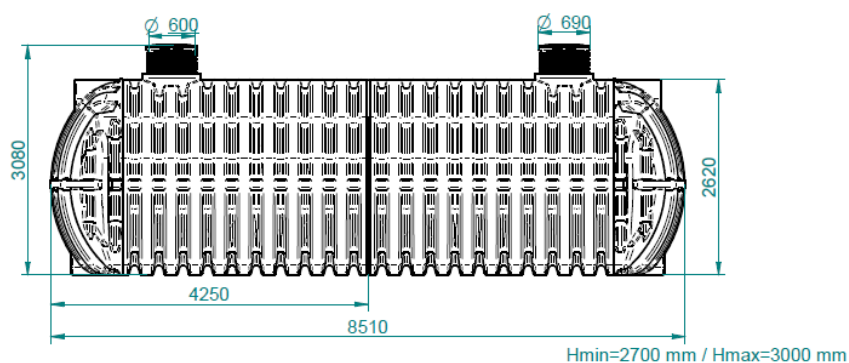
The tank has been tested in accordance with standard SIST EN 12566 – 3.

**TECHNICAL DATA: RoTerra 40000 L**

Technical data	Values
Volume	40000 L
Dimensions L x D x H [mm]	8510 x 2425 x 2700 - 3000
Installation	Underground installation
Diameter of revision openings	2 x $\Phi$ 600 mm
Telescopic extension	$\Phi$ 600 x 0 – 300 mm
Material	Polyethylene [PE]
UV resistant material	Yes
Diameter of inflow pipe	DN 110, DN 125, DN 160
Diameter of outflow pipe	DN 110, DN 125, DN 160
Standard	SIST EN 12566 - 3
Cover	PE walk-on cover

**ROTERRA WATER TANKS ADVANTAGES**

- Fast and simple installation**
- Telescopic adjustable extensions
- Long life service**
- Nature friendly material
- Possibility of installation of various inlet and outlet pipes**
- Fast delivery
- Slovenian product**



**SAMO ZA INFORMACIJO!**  
**PRELIMINARY, FOR INFO ONLY!**

## ADDITIONAL INFORMATION

### TANK INSTALLATION

Tank installation is fast and simple and can be made in few hours. Excavate the pit, install the tank and fill with the water at the same time. Connect it to the inflow and the outflow pipes (various standard pipes possibility). Reservoir can be installed by Roto experts. Installation must be made according to general instructions accessed on the QR code.

### ADDITIONAL EQUIPMENT

Various additional accessories such as filters, level gauge and extensions can be installed on the tank. For more informations on additional equipment go to: [www.rotoECO.eu](http://www.rotoECO.eu)



Instructions for installation



**Roto Eco d.o.o.**

**Puconci 12, 9201 Puconci,**


**SLOVENIA**

**Customer support: (+386) 2 5252 152**

**Technical support: (+386) 2 5252 196**

Zadnje novice preverite na

[www.rotoECO.eu](http://www.rotoECO.eu)



**Web page: [www.rotoECO.eu](http://www.rotoECO.eu)**

All rights are reserved, including the rights of photomechanical reproductions and storage on electronic media. The manufacturer reserves the rights to change the product. Any commercial use of the processes and working procedures assumed in this document is prohibited. Although information, texts and photos were carefully collected. The mistakes can not be completely excluded. The publisher and editors can not assume legal responsibility or guarantee any incorrect information. The publisher and editors are grateful for any possible suggestions for improvements and warnings of possible mistakes in the text.